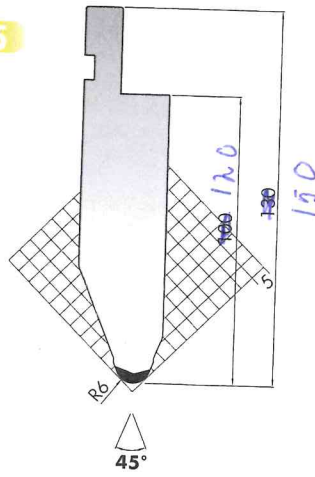


P.130-45-R6

C45

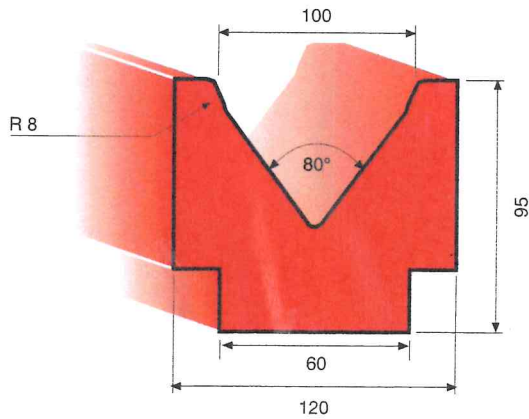
45°

835



	max t/m
P.130-45-R6	100

★ 2011 / 100 / 85°



SOLID 100 T / m

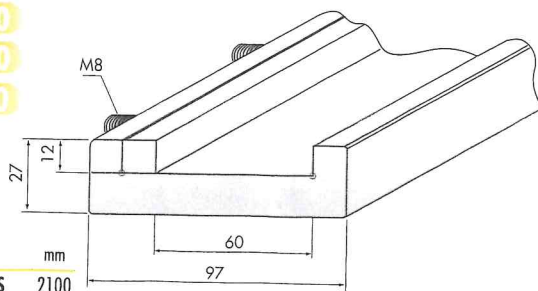
C 2000/S C 2500/S C 3000/S C 4000/S

2100

2600

3100

4100



	mm
C 2000/S	2100
C 2500/S	2600
C 3000/S	3100
C 4000/S	4100